

Model 7501A Accelerometer



+260°C Charge Output Accelerometer
5.6pC/g output, 15kHz Bandwidth
Hermetically Sealed
Miniature, Lightweight (2.1gm)



The Model 7501A is a miniature piezoelectric charge mode accelerometer with an operating temperature range to +260°C. The accelerometer is designed for high frequency vibration and shock measurements and offers a wide bandwidth to >10kHz with 5.6pC/g nominal output. The model 7501A features a hermetically sealed titanium housing and the popular through hole mount configuration.

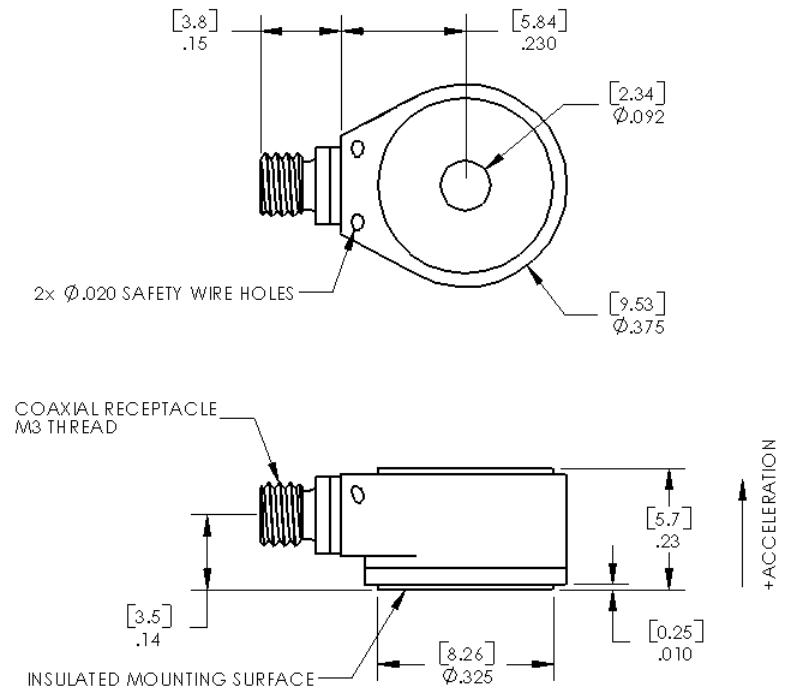
FEATURES

- -73°C to +260°C Operating Range
- Wide bandwidth up to >10kHz
- Titanium Housing
- Annular Shear Mode
- Isolated Mounting Surface
- Through Hole Mount

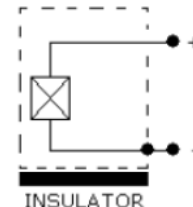
APPLICATIONS

- Vibration & Shock Monitoring
- High Temp Applications
- Flight Testing
- High Frequency Applications
- Gearbox Vibration Monitoring

dimensions



ACCELEROMETER



Model 7501A Accelerometer

performance specifications

All values are typical at +24°C, 100Hz unless otherwise stated. Measurement Specialties reserves the right to update and change these specifications without notice. Standard product parameters are described in PSC-1003 for Plug & Play AC Accelerometers.

Parameters

DYNAMIC

		Notes
Sensitivity (pC/g)	5.6	Typical
Sensitivity (pC/g)	4.0	Minimum
Frequency Response (Hz) ²	1-8000	±10%
Frequency Response (Hz) ²	0.5-10000	±2dB
Natural Frequency (Hz)	46000	
Non-Linearity (%FSO)	±1/1000g	
Transverse Sensitivity (%)	<5	
Dynamic Range (g) ¹	±4000	
Shock Limit (g)	10000	

ELECTRICAL

Capacitance (pF)	560	Nominal
Insulation Resistance (MΩ)	>100	@100Vdc
Ground Isolation	Isolated from Mounting Surface	

ENVIRONMENTAL

Temperature Response (%)	See Typical Temperature Response Curve
Operating Temperature (°C)	-73 to +260
Storage Temperature (°C)	-73 to +260
Humidity	Hermetically Sealed

PHYSICAL

Sensing Element	Ceramic (shear mode)
Case Material	Titanium
Electrical Connector	M3 Coaxial Receptacle
Weight (grams)	2.1
Mounting	Through Hole (#2 insulated cap screw)
Mounting Torque	5 lb-in (0.6 N-m)

¹ Operating range over which the accelerometer meets the linearity specifications

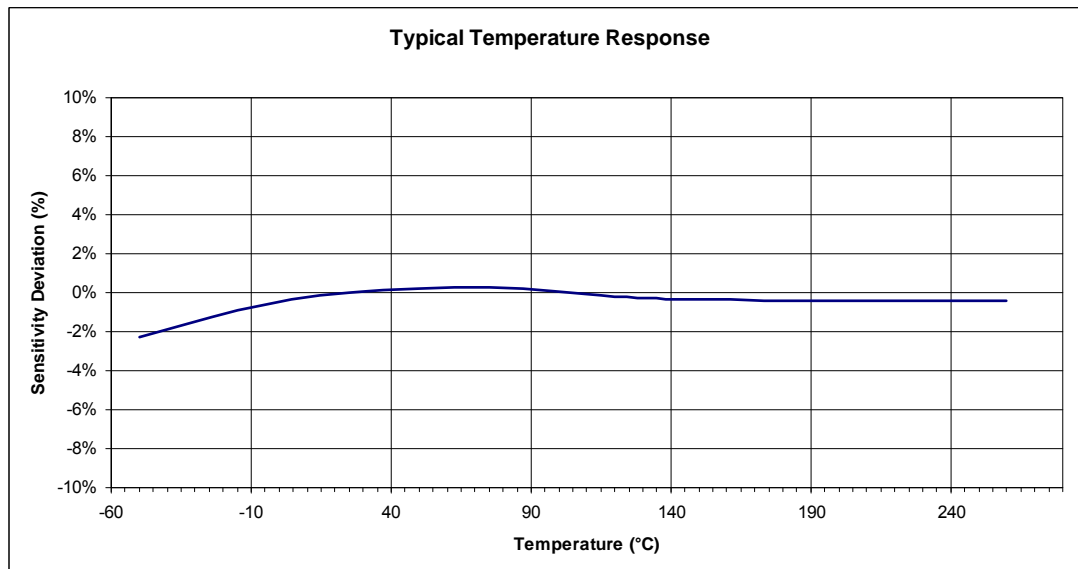
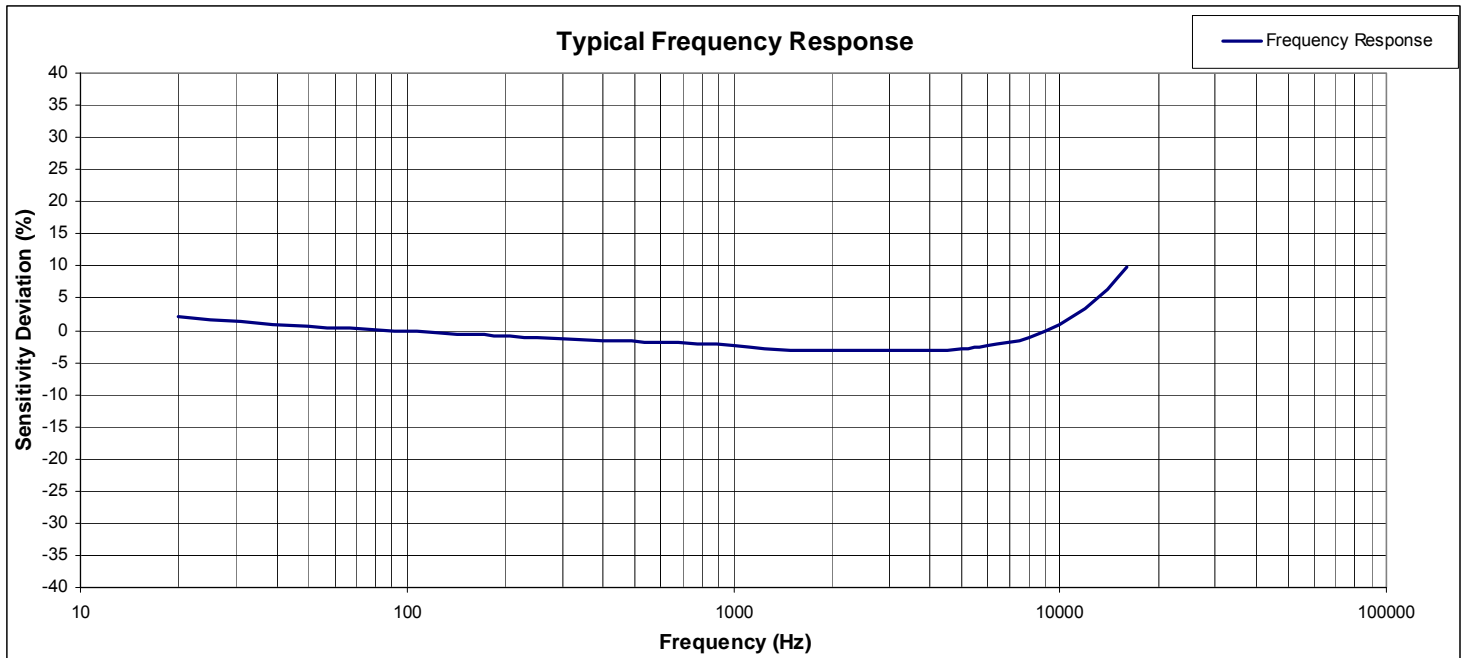
² Low-end response of the accelerometer is a function of its associated electronics.

Calibration supplied:	CS-FREQ-0100	NIST Traceable Amplitude Calibration from 20Hz to ±2dB Frequency Response Limit
Supplied accessories:	AC-A03230	1x #2-56 Insulated Mounting Screw Assembly (3/8 inch length)
Optional accessories:	321-XXX	Low Noise Cable Assembly, M3 to 10-32 (XXX designates length in inches, 10ft standard)
	130	In-Line Charge Converter
	161A	4-Channel PE & IEPE Signal Conditioner

The information in this sheet has been carefully reviewed and is believed to be accurate; however, no responsibility is assumed for inaccuracies. Furthermore, this information does not convey to the purchaser of such devices any license under the patent rights to the manufacturer. Measurement Specialties, Inc. reserves the right to make changes without further notice to any product herein. Measurement Specialties, Inc. makes no warranty, representation or guarantee regarding the suitability of its product for any particular purpose, nor does Measurement Specialties, Inc. assume any liability arising out of the application or use of any product or circuit and specifically disclaims any and all liability, including without limitation consequential or incidental damages. Typical parameters can and do vary in different applications. All operating parameters must be validated for each customer application by customer's technical experts. Measurement Specialties, Inc. does not convey any license under its patent rights nor the rights of others.

Model 7501A Accelerometer

performance specifications



ordering info

PART NUMBERING Model Number

7501A